CLAY CRAFT
FINE TABLEWARE
·INDIA·

INVESTOR PRESENTATION

H1FY27



Clay Craft India Ltd. (Formerly known as Clay Craft (India) Private Limited)

Disclaimer

This presentation and the accompanying slides (the "Presentation"), has been prepared by **Clay Craft India Ltd.** (the "Company"), solely for information purposes and do not constitute any offer, recommendation or invitation to purchase or subscribe for any securities, and shall not form the basis or be relied on in connection with any contract or binding commitment whatsoever. No offering of securities of the Company will be made except by means of a statutory offering document containing detailed information about the Company.

This Presentation has been prepared by the Company based on information and data which the Company considers reliable, but the Company makes no representation or warranty, express or implied, whatsoever, and no reliance shall be placed on, the truth, accuracy, completeness, fairness and reasonableness of the contents of this Presentation. This Presentation may not be all inclusive and may not contain all of the information that you may consider material. Any liability in respect of the contents of, or any omission from, this Presentation is expressly excluded.

Certain matters discussed in this Presentation may contain statements regarding the Company's market opportunity and business prospects that are individually and collectively forward-looking in nature. Such statements are based on assumptions and expectations that are subject to known and unknown risks, uncertainties and other factors that are difficult to predict. Accordingly, the Company's actual results, levels of activity, performance or achievements may differ materially from those expressed or implied in this Presentation. The Company assumes no obligation to update or revise any forward-looking information contained in this Presentation, except as may be required by applicable law. Any projections or estimates presented herein are based on assumptions and expectations as of the date of this Presentation and may change as circumstances evolve. The Company and/or its affiliated companies and/or their respective employees and/or agents shall not be liable for any loss, expense, damage, cost, claim, proceeding or other liability arising from any use of or reliance upon the information contained in this Presentation. While the Company has taken reasonable care in preparing this Presentation, it does not warrant the accuracy, completeness or reliability of the information provided and disclaims any liability arising from any errors, omissions or inaccuracies, to the extent permitted by applicable law.

Table of Contents

H1FY27 UPDATES

COMPANY OVERVIEW

INDUSTRY OVERVIEW

Annual Financials

ANNEXURE



CLAY CRAFT
FINE TABLEWARE
·INDIA·

H1FY27 UPDATES





Strong Performance Today, Multiple Growth Levers for Tomorrow

Our recent **NSE listing** marks a significant milestone in Clay Craft's growth journey, strengthening our capital market presence and providing a platform for future expansion.

During H1FY27, we delivered **healthy financial performance with strong profitability**, supported by **export growth and improving capacity utilisation**. With the festive season underway, we expect demand momentum to strengthen further.

Our focus remains on improving utilisation across existing facilities while **expanding manufacturing capabilities through our upcoming porcelain tableware facility at Manda, Jaipur**, targeted for commissioning by **February 2027**. This expansion is expected to **strengthen our production capabilities, enhance operational scale and support growing demand**. In parallel, we are strengthening the **Clay Craft and JCPL brands** through innovation, premiumisation and product diversification to enhance our product mix and market positioning.

The global **China+1 shift** and applicable anti-dumping duties on Chinese ceramic tableware in certain markets present potential export opportunities. Our petition seeking a review of the anti-dumping duty reflects our efforts to navigate evolving trade dynamics and expand our international footprint.

Looking ahead, **improved capacity utilisation, incremental capacity, stronger brands and export growth** are expected to drive sustainable business growth and long-term shareholder value creation.

Vikas Agarwal | Managing Director

Key Business Highlights - H1FY27

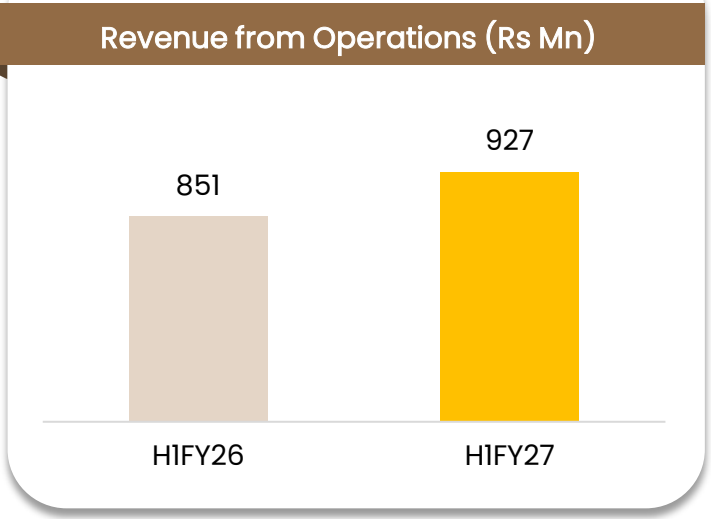

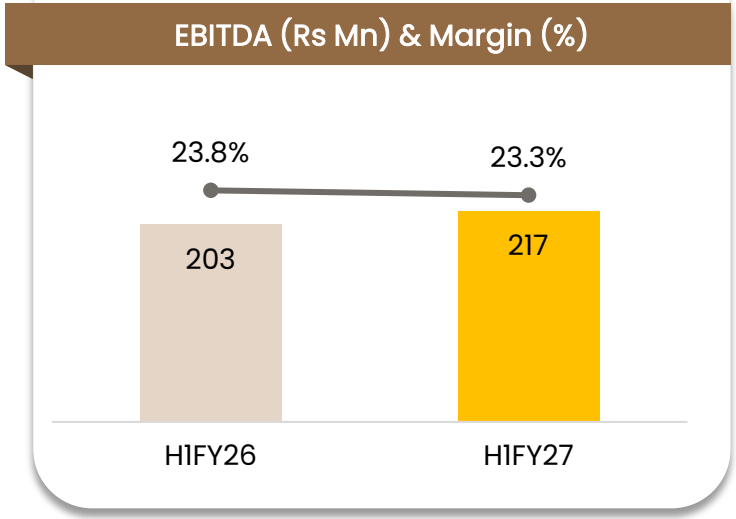

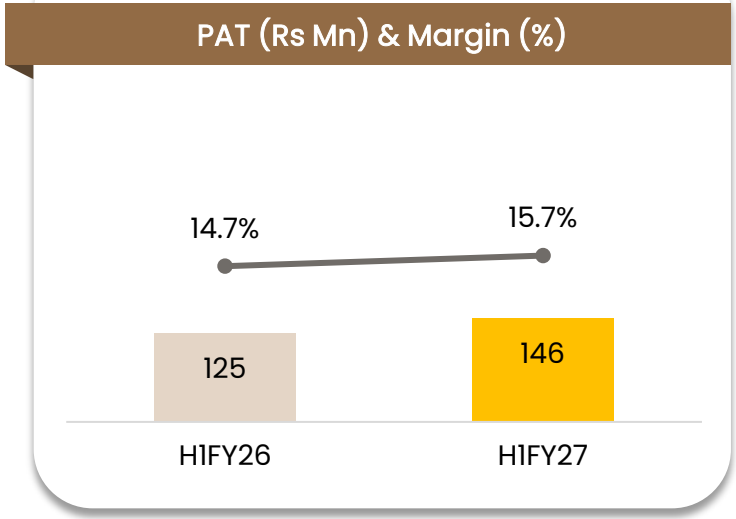

Business Update

- **Revenue Growth**: Revenue from operations grew **9% in H1FY27**, supported by a strong distributor network, growth in the HoReCa segment and healthy export orders, despite **limited headroom for volume growth as existing facilities operate near optimal capacity.**
- **Utilisation of IPO Proceeds**: **Over 90% of the allocated funds had been utilised as of September 2026**, with the majority of expenditure committed towards plant construction, plant and machinery procurement and other project-related activities through purchase orders and invoice payments.
- **Expansion in International Markets:** Established a new sales setup in **the United Kingdom** to strengthen export operations, with revenue increasing significantly from **Rs 0.30 Cr in FY26 to Rs 1.98 Cr in H1FY27.**
- **Positive Industry Development:** Initiation of the **Second Sunset Review by DGTR,** along with prima facie observations on dumping, rising imports, price undercutting and the potential recurrence of injury if existing measures are withdrawn, is a constructive development for the domestic Ceramic Tableware and Kitchenware industry.

Profit and Loss Statement

Particulars (Rs Mn)	H1FY27	H1FY26	% Change
Revenue From Operations	927.2	851.2	**8.9%**
Other Income	30.6	18.9	
Total Income	**957.8**	**870.1**	**10.1%**
Cost of Goods Sold	214.8	211.4	
Changes in Inventories	-93.3	-55.6	
Gross Profit	**805.7**	**695.4**	**15.9%**
Gross Margin (%)	*86.9%*	*81.7%*	*520 bps*
Employee Benefits Expense	255.2	208.2	
Other Expenses	334.0	284.5	
EBITDA	**216.5**	**202.7**	**6.8%**
EBITDA Margin (%)	*23.3%*	*23.8%*	*-47 bps*
Depreciation and Amortisation Expenses	34.0	31.4	
EBIT	**213.2**	**190.2**	**12.1%**
EBIT Margin (%)	*23.0%*	*22.3%*	*64 bps*
Finance Cost	22.3	22.3	
Profit Before Tax	**190.9**	**167.9**	
Share of Profit / (Loss) of Associates	0.0	0.0	
Tax Expense	45.2	43.0	
PAT	**145.7**	**124.9**	**16.6%**
PAT Margin (%)	*15.7%*	*14.7%*	*103 bps*
EPS (Rs)	8.8	8.3	

Gross Profit & EBITDA excludes Other Income; Margins are calculated on revenue from operation.

Industry Tailwinds Support Clay Craft's Next Phase of Growth

Industry Tailwinds

Growing Domestic Market

~10% CAGR

Rs 58.5 Bn (CY2025P) → Rs 86.2 Bn (CY2029P).

Driven by premiumisation and hospitality demand.

Global Sourcing Diversification

China+1

Global buyers are diversifying sourcing beyond China.

Potential opportunities for Indian manufacturers.

Favourable Trade Environment

Anti-dumping measures on Chinese ceramic tableware in certain markets.

Potential opportunities for alternative sourcing destinations, including India.

Four Strategic Priorities

01 Scale Manufacturing Capabilities

- Enhance overall manufacturing capacity and scale.
- Manda commissioning targeted for **February 2027.**
- Automation and higher utilization.

02 Deepen Domestic Market Reach

- **~132 distributors**
  15,000+ retail touchpoints.
- Strengthen Clay Craft and JCPL brands.
- Expand general trade, corporate, institutional and HoReCa channels.

03 Premiumise and Diversify the Product Portfolio

- Add porcelain manufacturing capabilities at Manda.
- Expand design-led premium tableware.
- Target higher-value retail and hospitality segments.

04 Accelerate Export Growth

- Existing export footprint across **20+ countries.**
- Expand own-brand, OEM and private-label opportunities.
- Leverage UK office for market development.

FORWARD OUTLOOK

Higher Utilisation | Incremental Capacity | Premiumisation | Export growth

These strategic priorities are expected to support Clay Craft's next phase of growth.

Scaling Capacity to Support Future Growth

CLAY CRAFT
FINE TABLEWARE
·INDIA·

IPO Fund Utilization

- **90%+ of the allocated funds have been utilized**, with the majority of expenditure committed through **purchase orders** and payments against invoices related to **plant construction, procurement of plant and machinery, and other project-related activities, as of September 2026**.
- **Project execution remains on track and is progressing as planned**, with key construction and procurement activities underway. The project is expected to be **completed and operational in the early months of CY2027**.

Advanced Manufacturing Platform

Advanced European Machinery with Key Technologies

Isostatic Pressing | Automated Glazing | Advanced Production Systems

Enabling a modern, technology-led production setup

Porcelain-focused Expansion

The new facility is designed entirely for porcelain production, aligning future capacity with evolving consumer preferences.



Revenue Potential

Rs 150 – 160 Cr

Potential Annual Revenue at Optimal Utilisation (subject to different product mix)

PROJECT TIMELINE

Construction and installation activities at the new manufacturing facility are progressing as planned, with commercial commissioning targeted by February 2027.

CLAY CRAFT
FINE TABLEWARE
·INDIA·

COMPANY OVERVIEW



Clay Craft at a Glance

THE BUSINESS TODAY

1988
Company Establishment

3
VKI Area & Manda, Jaipur, Rajasthan
2 Operational Facilities + 1 Upcoming Facility at Manda

5,444+
Product SKUs across Tableware & Drinkware Categories

132
Distributors across major states & Union Territories

Clay Craft | JCPL
Brand Portfolio
Ceramic tableware & stainless-steel drinkware

Multiple Customer & Channel Touchpoints
Retail | Corporate | HoReCa[1] | Institutional | E-commerce | OEM



H1FY27 FINANCIAL SNAPSHOT

Revenue from Operations
Rs 93 Cr

EBITDA
Rs 22 Cr

EBITDA Margin
23.3%

PAT
Rs 15 Cr

PAT Margin
15.7%

1. Hotels, Restaurants & Catering

Built Over 35+ Years into a Scaled Manufacturing Platform

1988
Clay Craft India Established

Founded as **Clay Craft (India) Private Limited** in **Jaipur, Rajasthan**.

2014
JCPL Brand Rights Acquired

Acquired rights to the **JCPL** brand, expanding the Company's in-house brand portfolio.

2017
Brand Visibility Strengthened

Launched a **TV advertising campaign** to strengthen consumer visibility and brand recall.

2022
Manda Facility Commenced Production

The Company's **second manufacturing facility at Manda, Rajasthan**, commenced production, significantly expanding its manufacturing footprint. The Prospectus identifies the facility as spanning approximately **72,000 sq. m.**

2025
Corporate Evolution

Eklingji Industries Private Limited merged with Clay Craft pursuant to an NCLT order dated May 23, 2025, followed by the Company's **conversion from Private Limited to Public Limited Company.**

2026
Listed on NSE Emerge

24 June 2026
Clay Craft India Limited entered the public markets with its equity shares listed on the **NSE Emerge platform**. The NSE confirmed the company's listing/trading under the symbol **CLAYCRAFT**.

Next Manufacturing Phase Underway
Construction commenced at Manda, Rajasthan, laying the foundation for the Company's next phase of capacity and capability expansion.

SELECTED RECOGNITIONS

- **2005** FESPA Bronze Medal
- **2007** FESPA Gold & Silver Medals
- **2008** Madan Gopal Bhagat Award
- **2012** Sardar Pratap Singh Memorial Award
- **2016** Star Retailer Award
- **2020** AAHAR Silver Medal | Superbrand Award
- **2021** Responsible Recycler Award
- **2022** Times Power Icons Award
- **2024** HP GAS Certificate of Appreciation
- **2026** MSME ZED Gold Certification under the Ministry of MSME's Sustainable (ZED) Certification Scheme
- **2026** SEDEX Recognition for Responsible and Ethical Business Practices



Deep Industry Experience Underpins the Next Phase of Growth



Rajesh Narain Agarwal

Whole Time Director

36 years of experience in the ceramic tableware industry, bringing extensive domain knowledge and long-standing understanding of the Company's operating environment.

As a Whole Time Director and senior member of the promoter team, he contributes to the overall leadership and development of the Company, supported by his extensive industry experience.



Vikas Agarwal

Managing Director

Bachelor of Engineering in **Cement & Ceramics Technology**, complemented by 27 years of experience in the ceramic tableware industry, providing a strong combination of technical and sector expertise.

As Managing Director, he is part of the Company's core leadership and contributes to its strategic direction, business development and continued expansion.



Bharat Agarwal

Whole Time Director

Holds a **Master of Business Administration (MBA)** and has 25 years of experience in the ceramic tableware industry, combining management education with extensive sector knowledge.

As a Whole Time Director, he forms part of the promoter-led management team and contributes to the Company's overall management and strategic development.



Deepak Agarwal

Whole Time Director & CFO

Holds a **Master of Business Administration (MBA)** and has 16 years of professional experience, bringing management and financial expertise to the Company's senior leadership.

As Whole Time Director & CFO, he is responsible for the Company's finance function and contributes to its broader management and financial decision-making.

Independent Directors



Ashok Kumar Bhargava

Non-Executive Independent Director |
M. A. (Economics), LLB

40+ years of experience in banking and financial institutions.



Nirmal Badri Prasad Joshi

Non-Executive Independent Director | MBA, B Tech. (Agriculture)

35+ years of experience in public sector banking.



Prakash Dangayach

Non-Executive Independent Director | Chartered Accountant

20+ years of experience in accounting, taxation, auditing and financial advisory.



Kanan Shah

Non-Executive Independent Director | MBA

2+ years of experience in administrative services.

Ceramic Combines Design Versatility with Premium Tableware Appeal

CLAY CRAFT
FINE TABLEWARE
·INDIA·

Parameters	Ceramic	Opal Glass	Stainless Steel	Polymer-Based (Melamine & Plastic)
				
Raw Material	Natural clay and mineral-based materials	Silica-based glass materials	Stainless steel alloys	Synthetic polymers and resins
Manufacturing Process	Shaping, glazing and high-temperature firing	Melting, forming and controlled cooling	Metal forming and finishing	Moulding using heat and pressure
Aesthetics & Finish	Wide range of glazes, prints, textures and premium finishes	Smooth, clean and uniform appearance	Primarily metallic finish	Wide range of colours and patterns
Design Flexibility	Extensive shapes, colours, textures and customisation	Variety of shapes and decorative options	Functional shapes and selected decorative finishes	High flexibility in shapes and colours
Heat Resistance	Generally high; varies by ceramic type and product design	Product-dependent; not all products are oven-safe	Generally high	Material-dependent; melamine has temperature limitations
Impact Resistance	Brittle; may chip or break on impact	May chip or break on impact	Very high	Generally high; varies by material
Typical Use Cases	Everyday and premium dining, hospitality and gifting	Everyday household dining	Household and institutional dining	Casual dining, outdoor use and everyday utility

Why Ceramic Stands Out

Premium Aesthetics
Decorative glazing, prints, textures and premium finishes

Design Versatility
Extensive shapes, colours, patterns and customisation

Versatile Applications
Suitable for everyday dining, hospitality and gifting

Premium Positioning
Supports differentiated collections for retail and hospitality

Sources: BIS, FDA, World stainless steel and SFA. *Excludes metallic / gold-rimmed décor. Ceramic includes porcelain, bone china and stoneware.

Integrated Model Connecting Design, Manufacturing & Distribution

CLAY CRAFT
FINE TABLEWARE
·INDIA·

01
Customer Needs

- Market Trends
- Customer Requirements
- Product Preferences



02
Design & Development

- Product Concept
- Product Design
- Prototyping & Customisation



03
Manufacturing & Quality

- In-house Production
- Decoration & Finishing
- Quality Control



04
How We Serve The Market

Retail
Retail Consumers |
Modern Retail | E-commerce

Corporate & Institutional
Customised Requirements |
OEM / Customer-specific

HoReCa
Hotels | Restaurants | Catering

From customer insight to product creation and multiple routes to market, delivering quality tableware for every occasion.

A Broad Product Portfolio Serving Multiple Demand Segments

5,444+ SKUs
Across the Company's Tableware & Drinkware Portfolio

DINNERWARE

1,350 SKUs

Contributing
29.3%
of H1FY27 Revenue



Dinner Sets | Plates | Bowls

MUGS

2,739 SKUs

Contributing
45.2%
of H1FY27 Revenue



Coffee Mugs | Cups | Tumblers

TEA & COFFEE

696 SKUs

Contributing
16.6%
of H1FY27 Revenue



Tea Sets | Coffee Sets | Serving Sets

PLATTERS & ACCESSORIES

416 SKUs

Contributing
4.1%
of H1FY27 Revenue



Platters | Serving Products | Tabletop Accessories

OTHERS

243 SKUs

Contributing
4.8%
of H1FY27 Revenue



Pasta Plates | Soup Sets | Vacuum Bottles | Other Tabletop Products

Integrated Capabilities Built to Scale



UNIT 1

VKI Area*, Jaipur

17,431 sq. m.



UNIT 2

Manda, Jaipur

72,000 sq. m.

INTEGRATED CAPABILITIES

- In-house Moulding
- Automatic Hollowware & Flatware Machinery
- In-house Decal Printing
- Captive Solar Power Plant for Green Energy
- In-house Laboratory & Testing
- ISO 9001:2015 Certified Facilities
- Zero Discharge Production Facilities
- Advanced Digital Printing Technology

INTEGRATED IN-HOUSE OPERATIONS

Raw Material Preparation → Body Preparation → Shaping/ Forming → Drying & Bisque Firing → Glazing & Glost Firing → Decal Pasting (Decoration) → Quality inspection and Packing → Dispatch

*Vishwakarma Industrial Area

Diversified Reach Across Customer Channels

01. Retail

132 Distributors across major states & Union Territories

15,000+ Retail Touchpoints

Modern Retail Partners

Reliance Retail | DMart | homecentre | homeessentials | METRO | Vishal Mega Mart | SPAR | Shoppers Stop

E-commerce Partners

amazon | Flipkart | zepto | blinkit

02. Corporate & Institutional

Corporate & Institutional Clients

HCL | Starbucks | Godrej | Samsung | ipca | Alembic | Lupin | Sun Pharma | UltraTech Cement | ACC

03. HoReCa

Hotels | Restaurants | Catering

TAJ | The Leela Palaces Hotels Resorts | ITC Hotels Responsible Luxury | Hyatt | lemon tree Hotels | Radisson Hotels & Resorts | Hilton Hotels & Resorts | The Fern Hotels & Resorts | Barbeque Nation | sodexo | ISS

Dedicated HoReCa range designed for durability, functionality and large volume requirements.

H1FY27 REVENUE MIX (By Channel) - **Total Revenue ~Rs 93 Cr**

Distributor	Modern Retail	Corporate	Direct HoReCa	Online Retail	Government	Others*	Export
48.4%	20.9%	8.6%	4.9%	5.6%	2.3%	7.1%	2.1%
Rs 44.9 Cr	Rs 19.4 Cr	Rs 8.0 Cr	Rs 4.6 Cr	Rs 5.2 Cr	Rs 2.2 Cr	Rs 6.6 Cr	Rs 2.0 Cr

A strong multi-channel presence and trusted relationships enable us to deliver quality products to diverse customer segments across India and beyond.



*Others include OEMs and decorators

Differentiated Platform Built for Growth

01
DESIGN-LED PRODUCT DEVELOPMENT

In-house design capabilities across the product lifecycle.

Product Design | Graphic Design | Surface Pattern | Packaging

Continuous development of new designs, shapes, sizes, colours and combinations aligned with evolving customer preferences.

02
SCALE WITH CUSTOMISATION

Broad portfolio combined with customer-specific solutions.

5,444+ SKUs across tableware & drinkware.

Customised ceramic solutions for corporate and institutional requirements, along with design, development and manufacturing for selected customers.

03
DIVERSIFIED DEMAND BASE

Serving both broad-based and specialised requirements.

Retail Consumers | Corporate & Institutional | HoReCa

The Company's platform addresses diverse customer requirements across these key demand segments.

04
QUALITY-FOCUSED MANUFACTURING

In-house quality infrastructure supporting consistent product standards

In-house Laboratory & Testing Team
ISO 9001:2015 Certified Manufacturing Facilities

Quality checks include testing of raw materials against required quality standards.

05
ESTABLISHED BRANDS & MARKET ACCEPTANCE

Building presence through established in-house brands

Clay Craft | JCPL
Continued focus on brand development, market visibility and customer satisfaction has supported the perception and acceptance of the Company's brands.

06
PROVEN MANUFACTURING EXPERIENCE

35+ years of manufacturing experience

Track record of operating and developing manufacturing capabilities, providing a foundation for future capacity expansion and modernisation.

CLAY CRAFT
FINE TABLEWARE
·INDIA·

INDUSTRY OVERVIEW



A Structurally Growing Ceramic Tableware Market

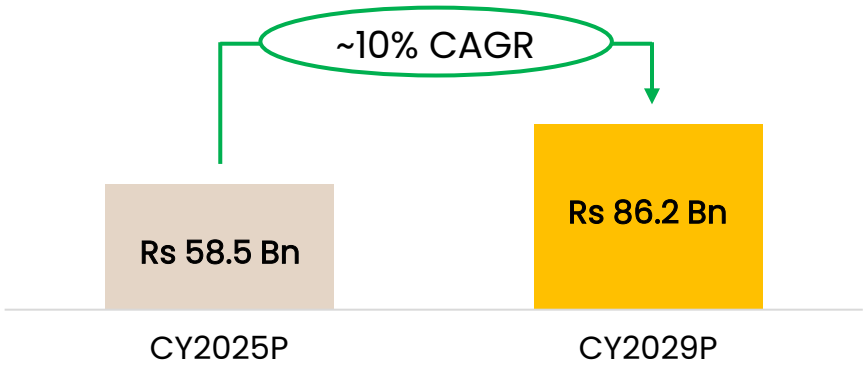

The Indian ceramic tableware market is projected to grow from **Rs 58.5 Bn in CY2025P to Rs 86.2 Bn by CY2029P,** supported by evolving consumer preferences, rising disposable incomes, urbanisation and increasing adoption of ceramic tableware across household and commercial applications.



KEY STRUCTURAL GROWTH DRIVERS

01
Premiumisation & Design-led Consumption

Tableware is increasingly becoming part of the dining experience and home décor, driving preference for branded, differentiated and aesthetically appealing products.

02
Hospitality & Foodservice Expansion

Growth across hotels, restaurants, cafés, catering and events is creating recurring demand for quality, durable and design-led tableware.

03
Organised & Digital Retail

Expansion of organised retail, e-commerce and omni-channel platforms is improving product accessibility and widening consumer reach, including across emerging markets.

04
Shift Towards Branded & Quality Products

Increasing preference for branded, quality-certified and design-led products is supporting the formalisation of the category and creating opportunities for organised manufacturers.

05
Sustainable Consumption

Growing preference for durable, reusable and non-plastic alternatives is supporting the adoption of ceramic tableware.

A category evolving from everyday utility towards branded, design-led and experience-driven consumption

Source: D&B Research / Ceramic Tableware Report

India Emerging as a Global Ceramic Tableware Sourcing Hub

CLAY CRAFT
FINE TABLEWARE
·INDIA·

01 | GLOBAL SOURCING SHIFT

CHINA + 1

Global buyers are diversifying sourcing beyond China

- Cost Competitive
- Customisable
- Scalable

02 | EXPANDING GLOBAL REACH

100+ Countries

An established export footprint provides a strong base for further international expansion.

- North America
- Europe
- Latin America
- Middle East
- Southeast Asia

03 | SUPPORTIVE TRADE DYNAMICS

79% EU ANTI-DUMPING DUTY

Following the EU's imposition of a 79% anti-dumping duty on China-origin ceramic tableware, the UK has now initiated a review of its existing anti-dumping measures on Chinese ceramic tableware and kitchenware.

- Creates an opportunity for alternative sourcing from India

INDIA'S ADVANTAGE

- Cost Advantage
- Design Flexibility
- Manufacturing Capability
- Supply Chain Flexibility



Source: D&B Research / Ceramic Tableware Report / Government of UK

CLAY CRAFT
FINE TABLEWARE
·INDIA·

ANNUAL FINANCIALS



Strong Financial Performance with Sustained Profitability

Revenue from Operations (Rs Cr)

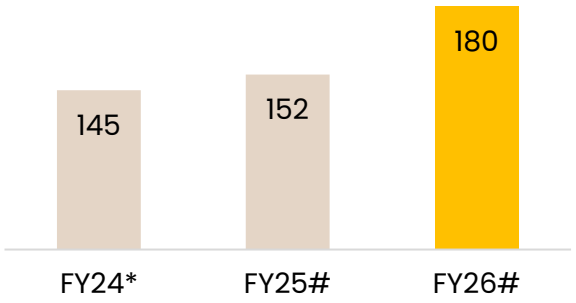

EBITDA (Rs Cr) & Margin (%)

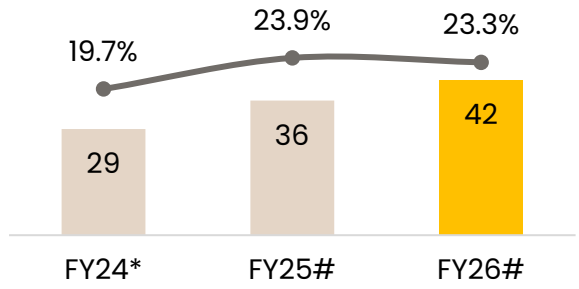

PAT (Rs Cr) & Margin (%)

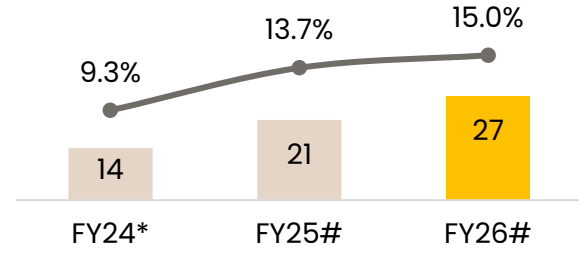

ROE & ROCE (%)

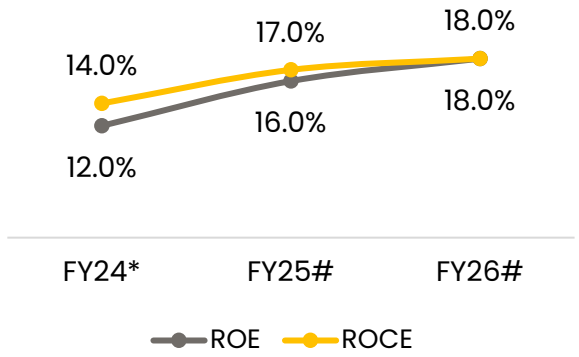

Debt to Equity (x)

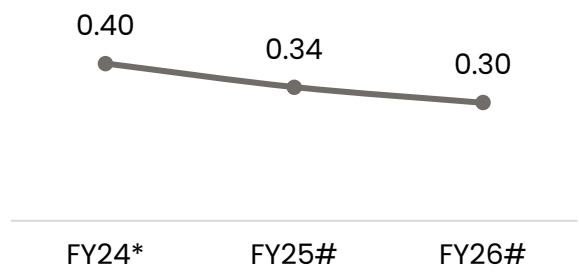

Cash Flow from Operations (Rs Cr)



*FY24 - Standalone Figures, FY25# and FY26# Consolidated Figures; Gross Profit & EBITDA excludes Other Income; Margins are calculated on revenue from operation.

Profit and Loss Statement

Particulars (Rs Mn)	FY24*	FY25#	FY26#	H1FY27
Revenue From Operations	1,454.3	1,519.4	1,798.9	927.2
Other Income	15.6	24.9	46.1	30.6
Total Income	**1,469.9**	**1,544.3**	**1,845.0**	**957.8**
Cost of Goods Sold	364.3	346.8	388.7	214.8
Changes in Inventories	-21.4	5.3	-31.8	-93.3
Gross Profit	**1,111.4**	**1,167.3**	**1,442.0**	**805.7**
Gross Margin (%)	*76.4%*	*76.8%*	*80.2%*	*86.9%*
Employee Benefits Expense	342.2	355.2	417.1	255.2
Other Expenses	482.6	449.2	605.6	334.0
EBITDA	**286.6**	**362.9**	**419.3**	**216.5**
EBITDA Margin (%)	*19.7%*	*23.9%*	*23.3%*	*23.3%*
Depreciation and Amortisation Expenses	59.6	60.1	63.6	34.0
EBIT	**242.6**	**327.7**	**401.8**	**213.2**
EBIT Margin (%)	*16.7%*	*21.6%*	*22.3%*	*23.0%*
Finance Cost	49.7	42.8	41.2	22.3
Profit Before Tax	**192.9**	**284.9**	**360.6**	**190.9**
Share of Profit / (Loss) of Associates	0.0	-9.1	1.0	0.0
Tax Expense	57.8	68.3	91.5	45.2
PAT	**135.1**	**207.5**	**270.1**	**145.7**
PAT Margin (%)	*9.3%*	*13.7%*	*15.0%*	*15.7%*
EPS (Rs)	9.2	13.7	17.8	8.8

*FY24 Standalone Figures; FY25# and FY26# Consolidated Figures , Gross Profit & EBITDA excludes Other Income, Margins are calculated on revenue from operation.

Balance Sheet

Equity & Liabilities (Rs Mn)	Mar-24*	Mar-25#	Mar-26#	Sep-26
Share Capital	48.9	50.5	151.5	205.7
Reserves & Surplus	1,121.2	1,340.0	1,517.3	2,593.2
Shareholders' Funds	**1,170.1**	**1,390.5**	**1,668.8**	**2,798.9**
Long Term Borrowings	304.6	258.5	224.5	255.0
Long Term Provisions	31.6	38.5	44.7	52.1
Other Long Term Liabilities	0.4	0.2	0.2	0.2
Deferred Tax Liabilities (Net)	43.8	41.1	45.3	43.1
Total Non-Current Liabilities	**380.4**	**338.3**	**314.7**	**350.4**
Short Term Borrowings	163.3	218.9	275.2	297.2
Trade Payables	6.3	28.3	39.4	60.2
Other Current Liabilities	91.0	93.6	108.1	127.8
Short Term Provisions	75.6	104.3	121.4	178.2
Total Current Liabilities	**336.2**	**445.1**	**544.1**	**663.4**
Total Liabilities	**1,886.7**	**2,173.9**	**2,527.6**	**3,812.7**

Assets (Rs Mn)	Mar-24*	Mar-25#	Mar-26#	Sep-26
Property, Plant & Equipment	1,051.9	1,058.2	1,034.7	1,045.1
Intangible Assets	1.0	2.2	2.6	2.4
Capital work in progress	16.2	0.5	20.6	76.0
Non-Current-Assets	34.2	34.8	44.0	44.0
Long Term Loans and Advances	7.4	0.3	6.5	793.3
Other Non-Current Assets	75.5	43.8	217.9	122.6
Total Non-Current Assets	**1,186.2**	**1,139.8**	**1,326.3**	**2,083.4**
Inventories	434.9	464.8	519.3	664.9
Trade Receivables	123.3	134.1	173.1	217.2
Cash and Bank Balances	53.6	285.3	332.3	591.3
Short-Term Loans and Advances	11.6	25.2	40.3	43.4
Other Current Assets	77.1	124.7	136.3	212.5
Total Current Assets	**700.5**	**1,034.1**	**1,201.3**	**1,729.3**
Total Assets	**1,886.7**	**2,173.9**	**2,527.6**	**3,812.7**

*Mar24 - Standalone Figures, Mar25# and Mar26# Consolidated Figures.

Cash Flow Statement

Particulars (Rs Mn)	Mar-24*	Mar-25#	Mar-26#	Sep-26
(A) Net Cash Flow from Operating Activities	253.6	271.7	266.5	13.1
(B) Net Cash Flow from Investing Activities	-144.0	-6.5	-210.8	-1038.3
(C) Net Cash Flow from Financing Activities	-241.1	-33.5	-18.9	1015.2
Net (Decrease)/ Increase in Cash & Cash Equivalents (A+B+C)	**-131.5**	**231.7**	**36.8**	**-10.0**
Opening Cash & Cash Equivalents	185.2	53.6	285.3	41.3
Cash and cash equivalents at the end of the period	53.6	285.3	322.0	31.3

* Mar-24 Standalone Figures, Mar-25# and Mar-26# Consolidated Figures.

CLAY CRAFT
FINE TABLEWARE
·INDIA·

ANNEXURE



Glimpse of Our Manufacturing Facilities

CLAY CRAFT
FINE TABLEWARE
·INDIA·













Our Product Portfolio

CLAY CRAFT
FINE TABLEWARE
·INDIA·

DINNERWARE



VIEW PRODUCTS

MUGS



VIEW PRODUCTS

TEA & COFFEE



VIEW PRODUCTS

PLATTERS & ACCESSORIES



VIEW PRODUCTS

OTHERS



VIEW PRODUCTS

Design-Led Collections for Every Occasion

CLAY CRAFT
FINE TABLEWARE
·INDIA·



Magique by The Wishing Chair

Illustrated tableware featuring whimsical floral patterns and artistic designs across mugs, dinner sets and serveware.

Artistic & Whimsical



India Circus

Designer tableware combining vibrant colours, contemporary aesthetics and distinctive Indian-inspired motifs.

Designer Tableware



Disney

Officially licensed character mugs featuring popular Disney favorites, bringing character-led designs to everyday drinkware.

Licensed Characters



JCPL

Fine porcelain dinnerware, cups and saucers designed for a refined, classic table setting.

Classic Porcelain



Vacbott

Stainless-steel vacuum-insulated bottles and tumblers designed for convenient beverage storage on the go.

Insulated Drinkware

OTHER COLLECTIONS

Basics

Minimalist ceramic crockery with a clean, versatile design suited to everyday dining and institutional catering.

Everyday & HoReCa

Ebony

Deep black and charcoal glazed dinner sets with metallic trims for festive dining.

Bold & Contemporary

Happiness Is

Emotive quote mugs and novelty drinkware driving e-commerce and youth gifting.

Expressive & Giftable

Hilton

Classic ribbed and fluted ceramic mugs built for institutional cafeterias and mass retail.

Classic Beverage Ware

Impression

Delicate textured relief lines and subtle floral prints for everyday family dining.

Textured Elegance

Pebble

Tactile matte-glaze mugs and organic bowls in pastel tones for modern urban living.

Modern Minimalist

Stock Information

Shareholding Pattern (as on 30th September 2026)

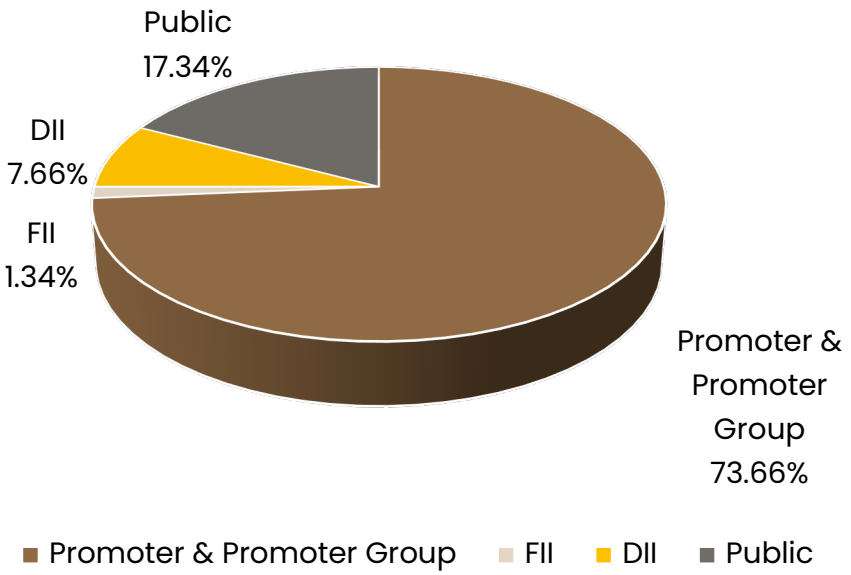

Script Related Information (as on 11th November 2026)

NSE Symbol	CLAYCRAFT
CMP (Rs per share)	172.9
Market Cap (Rs Cr)	355.8
Shares O/s (Cr)	2.06
Face Value (Rs)	10.0
Average Trading Volume ('000)	36.3

Connect with Us

Clay Craft India Ltd.

(Formerly known as Clay Craft (India) Private Limited)

Anil Kumar Sharma | Company Secretary

ir@claycraftindia.com

Phone: 0141-4107978/79

www.claycraftindia.com

Stellar IR Advisors Pvt. Ltd.

Akhilesh Gandhi, CFA | akhilesh@stellar-ir.com

Harshit Kabra | harshit@stellar-ir.com

Phone: 022 62398024

www.stellar-ir.com

